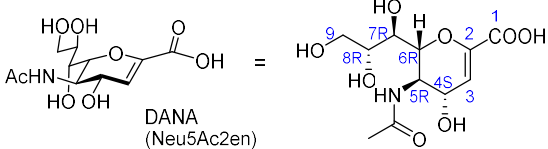
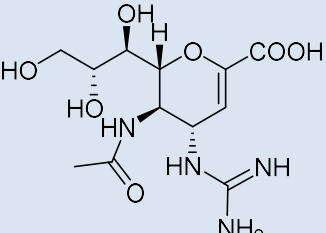
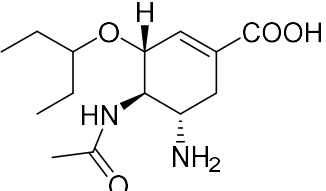
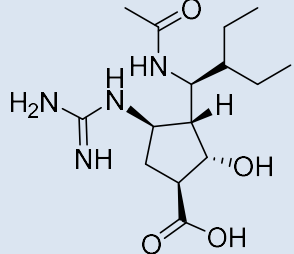
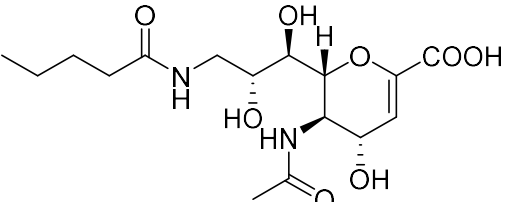
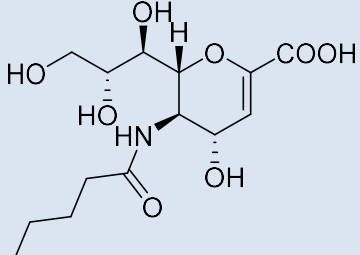
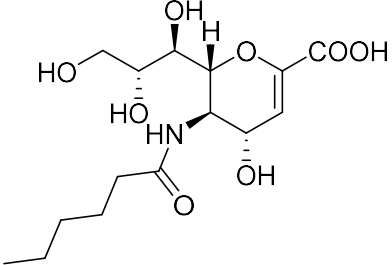
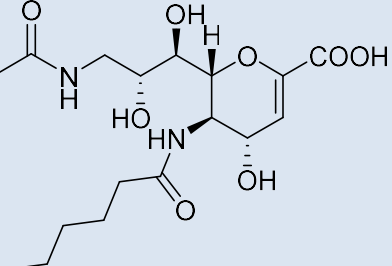
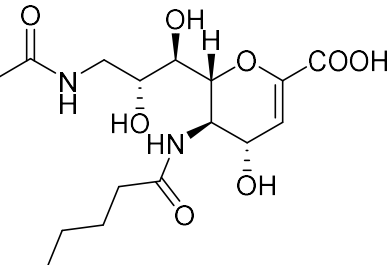
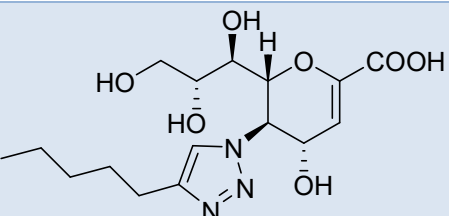
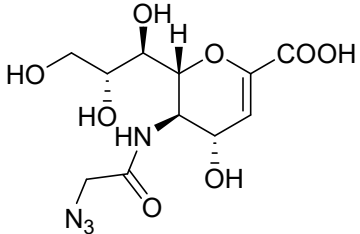
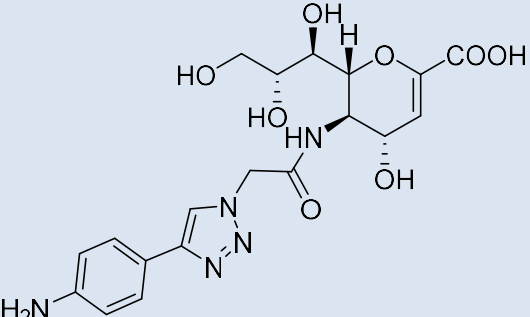
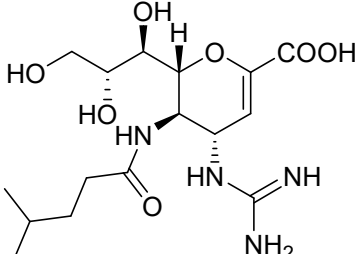
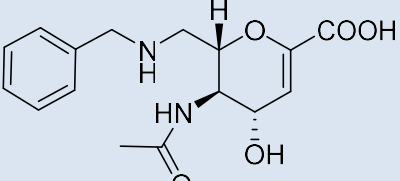
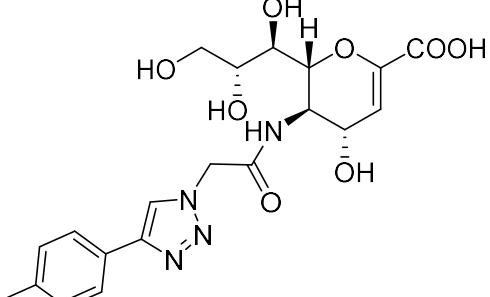
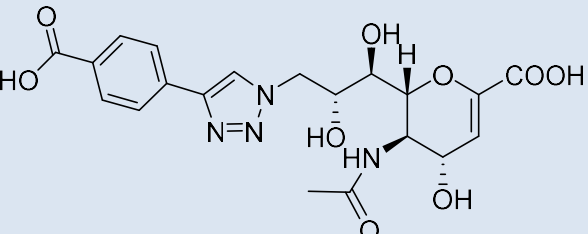
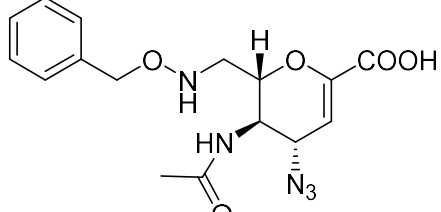
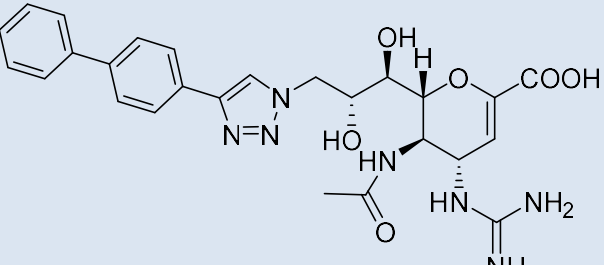
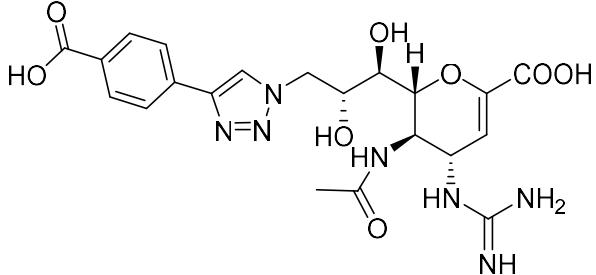
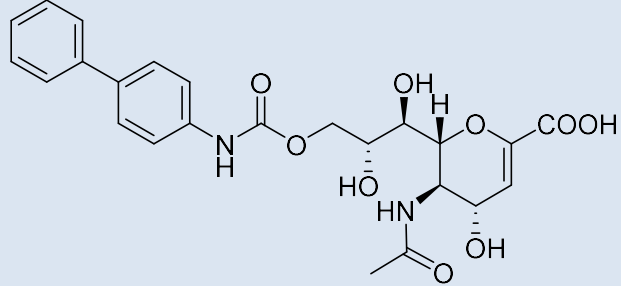
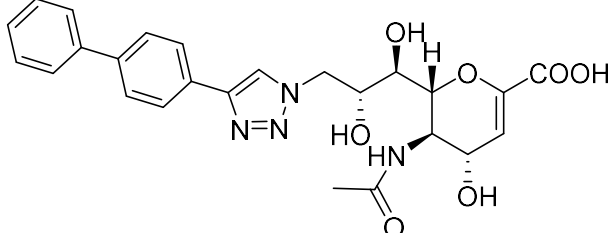
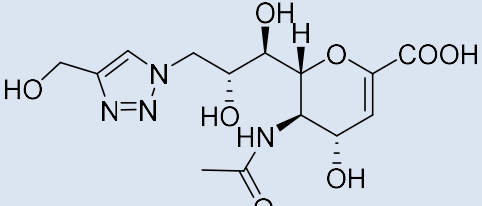


### Human neuraminidase inhibitors – References and unique identifiers

Unique identifier¶ (alternative ident) <a href="#">PubChem ID</a>	Structure	Selectivity (IC <sub>50</sub> [μM])	References (cmpd) <sup>‡</sup>
DANA* (Neu5Ac2en) <a href="#">65309</a>	 <p style="text-align: center;">DANA (Neu5Ac2en)</p>	NEU3,4 5X (8)	[1]
zanamivir* <a href="#">60855</a>		NEU2,3 6X (8)	[1, 2]
oseltamivir* <a href="#">449381</a>		N/A (>500)	[1, 2]
peramivir* <a href="#">154234</a>		NEU2 (70)	[1]
C9-BA-DANA* <a href="#">71559107</a>		NEU1 32X (3)	[3, 4] (10h)
CG14600 <a href="#">145979480</a>		NEU1 33X (1)	[4] (11c)

CG25900 <a href="#">142476532</a>		NEU1 35X (0.4)	[4] (11d)
CG33300 <a href="#">145989099</a>		NEU1 330X (0.14)	[4] (17f)
CG33100 <a href="#">145980895</a>		NEU1 220X (0.40)	[4] (17g)
CR54200		NEU1 >500X (0.9)	[5] (542)
CZ28100 (Neu5AcN <sub>3</sub> 2en) <a href="#">52948463</a>		NEU3,4 4X (5)	[4] (12)
CG18800 <a href="#">145982311</a>		NEU2 30X (4)	[4] (13c)

<p>CG32100 <a href="#">145984892</a></p>		<p>NEU2 7X (2)</p>	<p>[4] (22)</p>
<p>CZ82100 <a href="#">71606077</a></p>		<p>NEU2 12X (90)</p>	<p>[6] (8b)</p>
<p>CG18400 <a href="#">145979690</a></p>		<p>NEU2 30X (3)</p>	<p>[4] (13d)</p>
<p>CG11500 <a href="#">137638962</a></p>		<p>NEU3,4 37X (1)</p>	<p>[7] (7h)</p>
<p>CZ53100 <a href="#">71606073</a></p>		<p>NEU3 40X (24)</p>	<p>[6] (5c)</p>
<p>CG22600 <a href="#">137660481</a></p>		<p>NEU3 10X (0.6)</p>	<p>[7] (8b)</p>

CG19900 <a href="#">137635553</a>		NEU3 40X (0.6)	[7] (8a)
CR96300 <a href="#">177377578</a>		NEU3 >500X (0.31)	[8] (963)
CG17700 <a href="#">137652080</a>		NEU3,4 46X (0.7)	[7] (7i)
CY16600 (C9-4HMT-DANA) <a href="#">52948862</a>		NEU4 500X (0.16)	[9, 10] (6, 6f)

\*, compounds first reported by others; †, where applicable the compound number used in the original reference is included; ¶, Note that unique identifiers (CXyyyNN) are generated where yyy is a three digit identifier, and NN indicates the C1 functional group (00 = carboxylic acid). For example, CG33300 is the structure shown above – but CG33301 is a C1-methyl ester of CG33300.

## References

1. Richards, M.R., et al., *Molecular dynamics simulations of viral neuraminidase inhibitors with the human neuraminidase enzymes: Insights into isoenzyme selectivity*. Bioorganic & Medicinal Chemistry, 2018. **26**: p. 5349-5358.
2. Hata, K., et al., *Limited inhibitory effects of oseltamivir and zanamivir on human sialidases*. Antimicrob Agents Chemother, 2008. **52**(10): p. 3484-91.
3. Magesh, S., et al., *Design, synthesis, and biological evaluation of human sialidase inhibitors. Part 1: Selective inhibitors of lysosomal sialidase (NEU1)*. Bioorganic & Medicinal Chemistry Letters, 2008. **18**(2): p. 532-537.
4. Guo, T., et al., *Selective Inhibitors of Human Neuraminidase 1 (NEU1)*. J Med Chem, 2018. **61**(24): p. 11261-11279.
5. Radwan, M., E.G. Carvajal, and C.W. Cairo, *Improved C5-Amide Bioisosteres for Human Neuraminidase 1 Inhibitors Based on 2-Deoxy-2, 3-Didehydro-N-Acetyl Neuraminic Acid*. ChemMedChem, 2025. **20**(13): p. e202500099.
6. Zhang, Y., et al., *Identification of selective inhibitors of human sialidase isoenzymes using C4, C7-modified 2-deoxy-2,3-didehydro-N-acetylneuraminic acid (DANA) analogs*. Journal of Medicinal Chemistry, 2013. **56**: p. 2948-2958.
7. Guo, T., et al., *Selective Inhibitors of Human Neuraminidase 3*. J Med Chem, 2018. **61**(5): p. 1990-2008.
8. Radwan, M., et al., *Bioisosteres at C9 of 2-deoxy-2, 3-didehydro-N-acetyl neuraminic acid identify selective inhibitors of NEU3*. Journal of medicinal chemistry, 2024. **67**(16): p. 13594-13603.
9. Albohy, A., et al., *Identification of Selective Nanomolar Inhibitors of the Human Neuraminidase, NEU4*. ACS Med Chem Lett, 2013. **4**(6): p. 532-7.
10. Zou, Y., et al., *Inhibition of human neuraminidase 3 (NEU3) by C9-triazole derivatives of 2,3-didehydro-N-acetyl-neuraminic acid*. Bioorganic & Medicinal Chemistry Letters, 2010. **20**(24): p. 7529-7533.